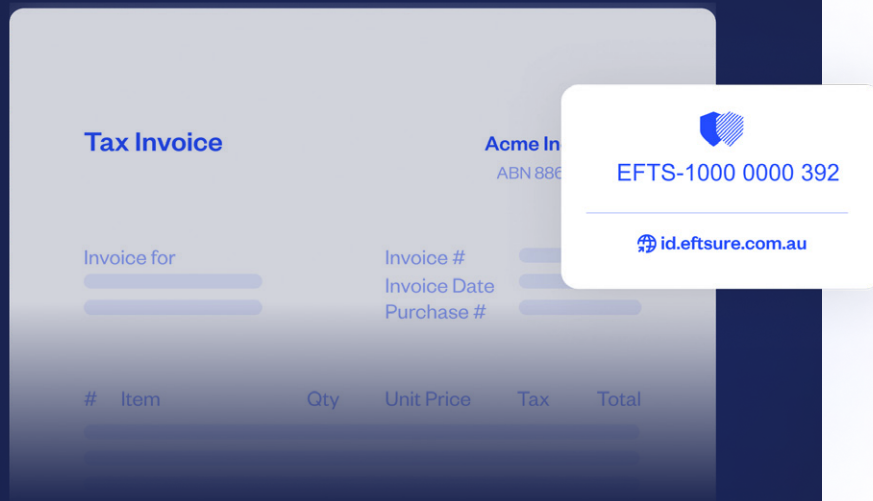




EftsureID is a product of Eftsure

Eftsure is a market leader in payment fraud prevention. Specifically designed for businesses, our end-to-end solution safeguards more than \$216b in B2B payments per year.

Our mission is to build a safer business community. With a large and continuously growing database of verified supplier details (the only one of its kind), we use multi-factor verification to give businesses greater knowledge and control over onboarding suppliers, receiving invoices and making payments. In short, we ensure our customers never pay the wrong people.



Before making payments, check the EftsureID and harness the capabilities of AI and Eftsured to verify bank information on invoices.

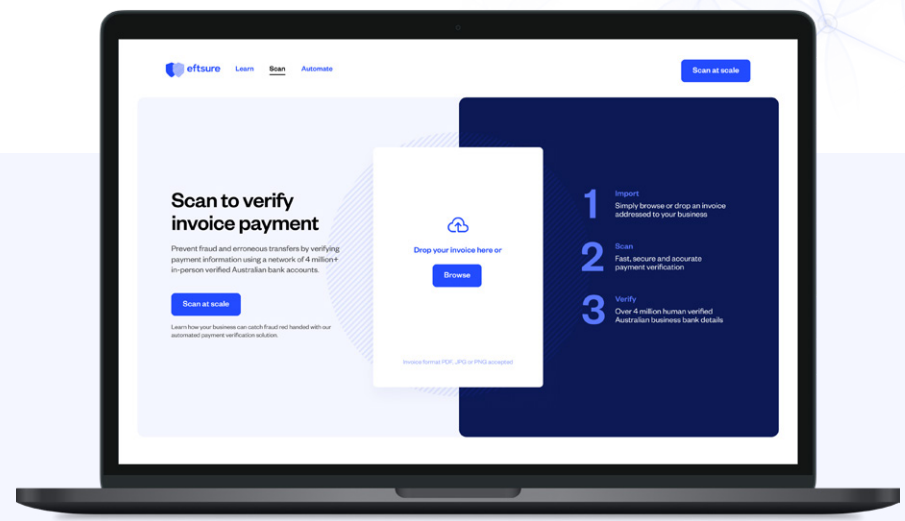
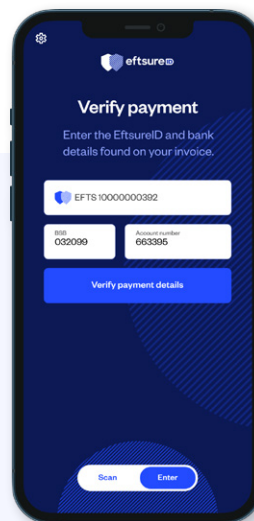
Eftsured, is an invoice authentication tool that verifies that the bank details on the invoice belong to the right business, are accurate and haven't been changed by fraudsters.

Before paying the invoice, we recommend checking the unique EftsuredID that can be found on the invoice to verify the bank information.

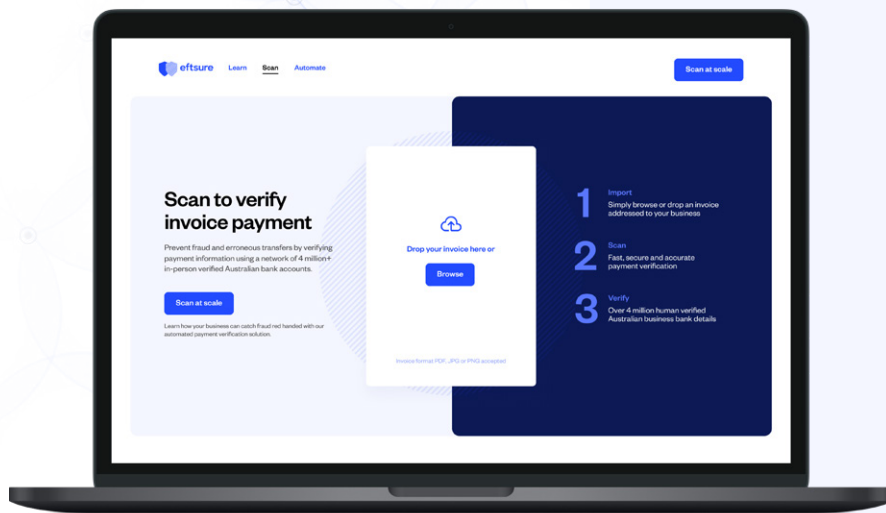
EftsuredID is free to use, and you can access it from the comfort of your desktop or mobile app. You can quickly verify that all bank account details, BSB, ABN, and business name on the invoice matches and whether it is safe to pay the invoice.

How to verify the bank information with EftsureID

There are two methods to verify the bank information with EftsureID.

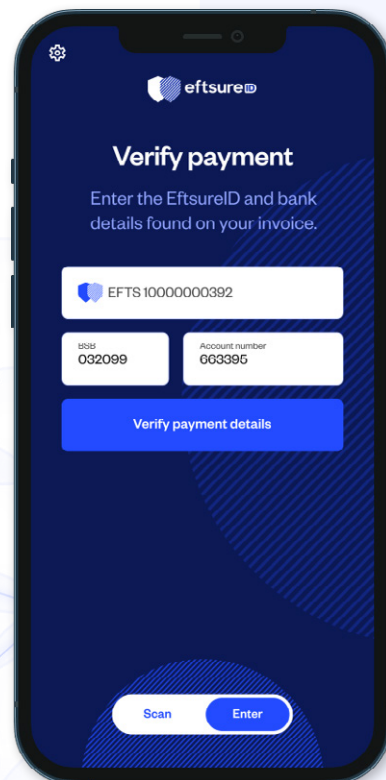


How to verify online



- Step 1** Visit <https://id.eftsured.com.au>
We recommend bookmarking the page in your browser.
- Step 2** Drag and drop, or upload the invoice, or enter the Eftsured ID number and the bank details from the invoice.
- Step 3** Eftsured, harnessing the capabilities of AI searches the database to find the verified bank information.
- Step 4** Match! Pay with confidence.
No Match, an error or potential fraud.

How to verify with the mobile app

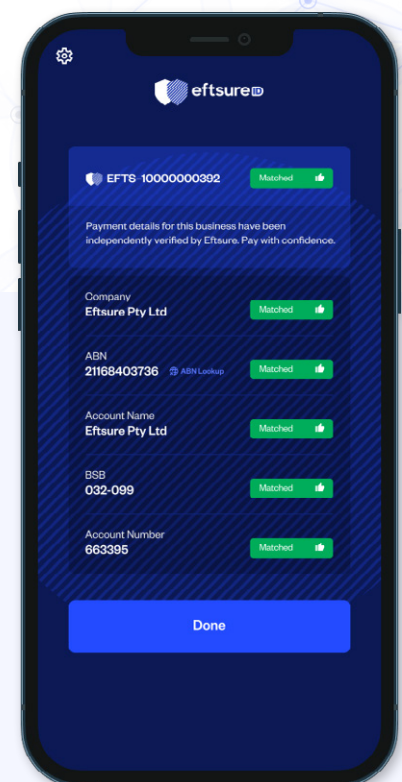
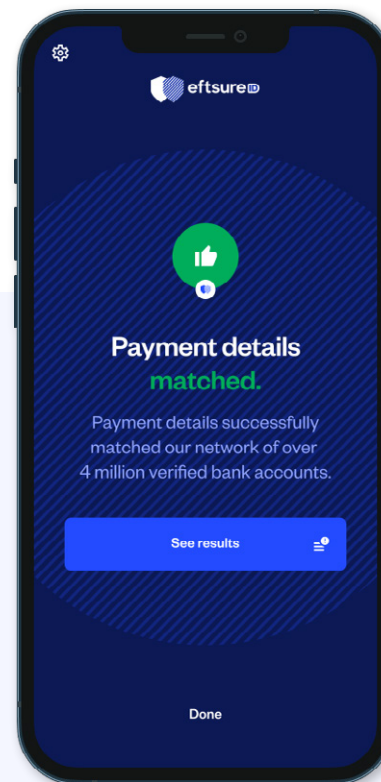
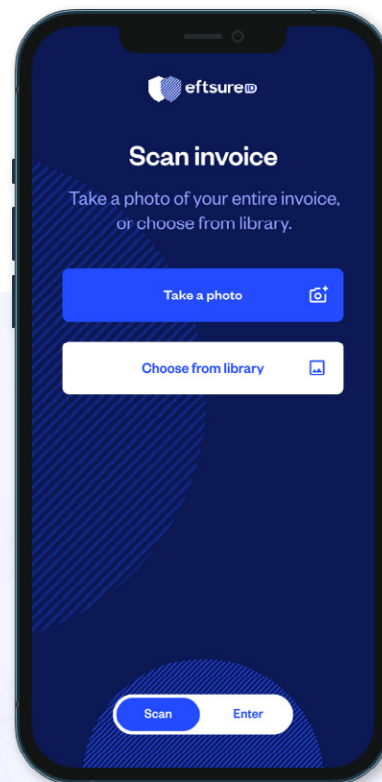


- Step 1** Download and activate the “EftsuredID” app from the App Store or Google Play.
- Step 2** Scan the entire invoice, or upload the invoice, or enter the EftsuredID number and the bank details from the invoice.
- Step 3** Eftsured, harnessing the capabilities of AI searches the database to find the verified bank information.
- Step 4** Match! Pay with confidence.
No Match, an error or potential fraud.

Download the app to scan invoices

Mobile Apps for iOS & Android:


EftsureID is available for download from the App Store and Google Play.





Help your customers pay
the right people with EftsureID.

Customer support

 1300 985 967

 customersupport@eftsure.com.au

 eftsure.com.au